






基隆市 112 學年度國中小英語領域採全英語教學教案設計

領域/科目	English		設計者	Karen Tang Hazel Jumamoy
實施年級	Grade 6		教學節次	The 3 <sup>rd</sup> Period (4 Periods in total)
單元或主題名稱	Breakfasts Around the World			
設計依據				
學習重點	學習表現	<p>◎5- II -2 Able to recognize the words being read in the textbook.</p> <p>◎5- II -3 Able to read aloud sentences of simple structures with correct pronunciation at an appropriate speed.</p> <p>◎5- II -4 Able to read English words with acquired knowledge of phonics.</p> <p>◎6- II -2 Participates actively in various class activities.</p>	核心素養	<p><u>English:</u> <b>E-B1</b> Possess the basic language competencies (i.e. listening, speaking, reading, writing, and composition) and knowledge of using basic mathematical, scientific, body, and art symbols necessary in everyday life. Be empathetic for others during interpersonal communication.</p>
	學習內容	<p>◎Ab-II-4 Phonics of introduced letters, including reading the letters aloud and spelling out words upon hearing.</p> <p>◎Ac- II -1 Simple classroom instructions.</p> <p>◎Ac-II-3 Vocabulary of Stage II level.</p> <p>◎B-II-1 Everyday communication achievable with the vocabulary and sentence structures of Stage II.</p>		<p><u>Health and Sports:</u> <b>E-A1</b> Possess favorable living habits, promote sound physical and mental development, identify one's aptitudes, and develop potential talents.</p> <p><u>Culture:</u> <b>E-C2</b> Possess the ability to understand the feelings of others and show willingness to interact with others and cooperate with group members.</p>
與其他領域/科目的連結		Life Science - Healthy food habits in daily life.		
教材來源		翰林 Dino on the Go!版 10 冊		
教學設備/資源		A. Smart TV      C. Presentation File      E. AI Apps: Wordwall, Kahoot, Padlet B. Laptop      D. Tablet / iPad		
學習目標				
<ul style="list-style-type: none"> <li>• Be able to understand the breakfast content of various countries and to understand the characteristics of different cultures.</li> <li>• Can understand the meaning of sentences describing breakfast in different countries.</li> </ul>				

**教學活動設計 (design)**

<u>Teaching progress and activity design</u>	<u>Content and Procedures</u>	<u>Assessment</u>	<u>Time</u>
<p><b>1. Warm-Up: Greetings &amp; Review</b></p> <p>➤ <b>Greetings</b></p> <p>➤ <b>Review Previous Knowledge</b></p> <ul style="list-style-type: none"> <li>✚ What is breakfast?</li> <li>✚ Why is it important to eat a healthy breakfast every morning?</li> </ul>	<p>Good morning, everyone! Today we will keep going to learn about what Taiwanese eat for breakfast.</p> <p>Before we start. I would like to ask you some questions.            Can someone tell me what does the word breakfast mean?            Did you eat breakfast in the morning?            Why is it so important to eat a healthy breakfast every morning?</p>	<p>Teacher checks Ss' responses.</p> <p>Students are able to respond to the Qs in complete sentences.</p>	<p align="center">2 mins</p>
<p><b>2. Process:</b></p> <p>➤ <b>Introduction for the Breakfast in Taiwan</b></p> <ul style="list-style-type: none"> <li>✚ Teacher introduces the breakfast items from Taiwan by using flash cards and sentence pattern - " In Taiwan, we <i>eat/ drink / add</i> _____ for breakfast."</li> </ul>	<p>Now let's take a look at what people in Taiwan have for breakfast. Please turn to P67.</p> <ul style="list-style-type: none"> <li>- In Taiwan, we need enough energy before a busy day.</li> <li>- Taiwanese breakfast provides a great source of power.</li> </ul> <p><b>Sentence patterns</b></p> <p>Clay oven rolls - In Taiwan, we <b>eat</b> <span style="border: 1px solid black; padding: 2px;">clay oven rolls</span> for breakfast.</p> <p>Soybean milk - In Taiwan, we <b>drink</b> <span style="border: 1px solid black; padding: 2px;">soybean milk</span> for breakfast.</p> <p>Chili sauce - In Taiwan, we <b>add</b> <span style="border: 1px solid black; padding: 2px;">chili sauce</span> for breakfast.            (Give more examples for better understanding for the Ss.)</p>	<p>Ss are able to pronounce the words and describe the sentence patterns</p> 	<p align="center">10 mins</p>
<p>➤ <b>Practice Activity On Wordwall</b></p> <ul style="list-style-type: none"> <li>✚ Review the breakfast items from Taiwan by Wordwall Flash cards.</li> </ul>	<p>T: Let's review Taiwanese breakfast items on P.67 by Wordwall Quiz. Now please check the battery of your ipad mini and scan the QR code.</p> <p>Then you will try to identify the vocabularies based on the pictures that will be presented. I need everyone to prepare your ipad mini. What you will going to do is to choose the correct answer on your ipad. You will have</p>	<p>Ss are able to understand &amp; complete the Wordwall Quiz in class.</p> 	<p align="center">3 mins</p>

	<p>10 seconds to answer each question. Are you ready?</p> <p>S: Yes, we are. (Then teacher will present picture and they will identify the correct vocabularies)</p>		
<p><b>3. Production: Activities on Wordwall</b></p> <ul style="list-style-type: none"> <li>➤ <b>Review western breakfasts - UK &amp; USA</b> <ul style="list-style-type: none"> <li>📌 Review the breakfast items from the UK and the USA by Wordwall Matching game.</li> </ul> </li> <li>➤ <b>Review Asian breakfasts - Japan &amp; Taiwan</b> <ul style="list-style-type: none"> <li>📌 Review the breakfast items from Japan and Taiwan by Wordwall quiz.</li> </ul> </li> </ul>	<p>T: For double checking if you really understand the breakfast items that we introduced previously, we'll have the review activities for Western and Asian breakfasts. You need to match the breakfast pictures with their correct vocabulary words. Now, Are you ready?</p> <p>S: Yes, we are. (then teacher will present picture and they will identify the correct vocabularies)</p>	<p>Ss are able to complete the exercise on their own.</p> 	<p>5 mins</p> <p>5 mins</p>
<ul style="list-style-type: none"> <li>➤ <b>Kahoot Quiz - Breakfasts around the world</b> <ul style="list-style-type: none"> <li>📌 The teacher asks students to choose the correct answers and identify the breakfast picture shown from which country.</li> </ul> </li> </ul>	<p>Next, I need you to listen to my instructions first. You need to scan the QR code for our Kahoot Activity. You have to choose the correct country name based on the breakfast items shown on each question. So please get your IPAD mini ready. We will start together. Do you understand what am I talking about?</p> <p>S: Yes, Ms. Karen.</p>	 <p>Breakfasts in the World</p>	<p>7 mins</p>
<p><b>4. Wrap Up: Assignment</b></p> <ul style="list-style-type: none"> <li>➤ Student Book P.68: <ul style="list-style-type: none"> <li>📌 Ask students to complete the exercise - fill in the blanks on P.68 of the student book.</li> </ul> </li> <li>➤ Extended learning: Padlet <ul style="list-style-type: none"> <li>📌 Ask students to choose one country and introduce its traditional breakfast. Then, paste the country's breakfast picture on the padlet.</li> <li>📌 Padlet Link : <a href="https://padlet.com/zellaurente7/homework-grade-6-breakfasts-in-the-world-qbgre8gwmz17q3m0">https://padlet.com/zellaurente7/homework-grade-6-breakfasts-in-the-world-qbgre8gwmz17q3m0</a></li> </ul> </li> </ul>	<p>T: For your homework, first, I need you to complete the exercise on SB P68. Next, you need to choose one country and introduce its traditional breakfast. Then, paste the country's breakfast picture on the padlet. Here's the link for your padlet homework. I will be providing the details on your google classroom.</p>	<p>Ss can carefully listen to the teacher's explanation of homework and complete it after class.</p> 	<p>8 mins</p>

