

# PLANNING A FIELD TRIP



# TASK

Next week, we will have a field trip.  
We have to plan it together.



We need to decide where to go, how to get there, what to do,  
what to eat, and what to buy.

You will work in pair.



Share your ideas, say yes or no, and make decisions  
together.





# Where to go

## You are the teacher.

1. Hey, we need to decide where to go for our field trip. How about going to the science museum?

2. Oh, really? Then what about the amusement park?



3. Is 六福村 far from our school?

A: Great! It will be our first choice.

## You are the student.

1. I don't think so.  
→ **small / to spend a whole day there**


2. That sounds better.  
→ **exciting / we will love it**




3: No.  
→ **far / to visit in one day**




4: Yes, it is the best one.





# PAIR UP

Where to go?	Where to go?
You are the teacher.	You are the student.
1. Hey, we need to decide where to go for our field trip. How about going to the science museum?	1. I don't think so. → <b>small / to spend a whole day there</b>
2. Oh, really? Then what about the amusement park? 	2. That sounds better. → <b>exciting / we will love it</b>
3. Is 六福村 far from our school?	3. No. → <b>far / to visit in one day</b>
4: Great! It will be our first choice.	4: Yes, it is the best one.

How to go?	How to go?
You are the teacher.	You are the student.
1. No. → <b>slow/ to arrive on time</b>	1. Should we take the bus to the amusement park? 
2. Good idea! → <b>fast/ we can get there in 30 minutes.</b>	2. Hmm, then how about the train? 
3. Not really. → <b>not expensive/ to buy</b>	3. Is the ticket expensive? 
4. Great!	4. That's good. Let's go by train.

What to do?	What to do?
You are the teacher.	You are the student.
1. So we've decided to go to the amusement park. What do you want to do first?	1. I really want to try the roller coaster! → <b>exciting/ everyone screams</b> 
2. Sounds fun, but → <b>scary for some classmates/ to ride</b>	2. True. Then maybe we can start with the Ferris wheel. → <b>The view/ beautiful/ we can see the whole city</b> 
3. Good idea! Then we can buy snacks.	3. I'd love to! → <b>The cotton candy/ sweet/ I could eat two</b> 
4. Haha! → <b>This trip/ fun/ no one will want to go home</b>	4. I've already been looking forward to it!

What to eat?	What to eat?
You are the teacher.	You are the student.
1. We also need to decide what to eat for lunch. How about eating outdoors?	1. Eating in the park sounds nice. → <b>sunny / we can enjoy the weather</b>
2. But what if it rains? → <b>wet / to sit on the grass</b> 	2. You're right. It might be better to eat indoors.
3. There's a food court near the park. → <b>many choices/ everyone can find something they like</b>	3. A food court? That sounds great!
4. Great! Then we'll eat there.	4. Perfect! I'm already hungry. → <b>will be hungry/ I can eat a horse</b> 

What to buy?	What to buy?
You are the teacher.	You are the student.
1. Don't forget, we should buy some souvenirs for your parents before going home.	1. Sure! I saw a gift shop near the gate. → <b>colorful / it caught my eye</b>
2. How about the T-shirts? → <b>cute / everyone will want one</b> 	2. These T-shirts look nice! But → <b>The T-shirts/ expensive for all students/ to buy</b>
3. Hmm... Let's get keychains instead. → <b>small/ it's easy to carry</b>	3. Keychains sound great. → <b>cheap / everyone can get one</b>
4. Good choice! Everyone will be happy.	4. <b>This trip/ special/ I'll never forget it.</b>





**YOUR TURN**