

Teaching Plan

School	Shang Ren Elementary School	Date and Time	Dec 8 th 2025 2:10-2:50
單元名稱 Unit Title	What Would You Like to Eat?	Teacher Co-teacher	Hazel L. Jumamoy Karen Tang
學生年級 Grade Level/Class	6th Grade (601)	課程時間 Unit Length	6th period; (6 periods in total)
Prior Knowledge	<ul style="list-style-type: none"> ● Students know basic food words ● Students can say simple English sentences. ● Students have learned sentence patterns in previous lessons. 		
課程目標 Course Objectives	<p>Students will be able to:</p> <ul style="list-style-type: none"> • Identify food/drink vocabulary using pictures • Ask & answer: “What would you like to eat/drink?” → “I’d like _____. • Read short sentences independently • Write simple answers in a survey table • Speak in a short pair conversation confidently 		
學習檢核 Assessment	Pair activity and Individual survey worksheet		
教學資源 Teaching Resources	<ul style="list-style-type: none"> • Flashcards (visual aids) • PowerPoint or pictures • One simple menu card per pair • Wordwall Practice • IPAD kahoot activity • Worksheet • Stamps for motivation 		
Classroom Language & Instruction Language	<p>Greetings: Good afternoon/ Goodbye</p> <p>Stand up/Sit down</p> <p>Look at the teacher / Listen to the teacher</p> <p>Raise your hand when you want to speak</p> <p>Take out your .../ Put away your...</p> <p>Work with your team/help each other</p>		

Learning Activities

Procedure	Time	Teaching Assessment
<p>I. Introduction / Warm up</p> <p>Vocabulary & Sentence Pattern (Brief Review)</p> <p>Greet students warmly.</p> <p>Review the vocabulary and sentence patterns.</p> <p>What would you like to eat?</p> <p>“I’d like _____.</p> <p>What would you like to drink?</p> <p>“I’d like _____.</p> <p>Show and model a short dialogue; students repeat chorally.</p>	5 mins.	<p>Teacher checks how well students can identify food and drink vocabulary and repeat them clearly.</p> <p>Observes students’ ability to use the sentence patterns “What would you like...?” and “I’d like...” during practice.</p> <p>Notes students’ confidence, pronunciation, and which items or structures need more review in future lessons.</p>
<p>II. Presentation</p> <p>Wordwall Practice and Kahoot Game (Vocabulary and Sentence Pattern Check)</p> <p>Students will first practice the target vocabulary and sentence patterns using Wordwall activities.</p> <p>After the practice, the teacher will guide students to join a Kahoot game.</p> <p>Students will participate in answering review questions about the vocabulary and sentence patterns.</p> <p>These activities will help check students’ understanding and recall of the vocabulary and sentence patterns.</p>	8 mins	<p>Monitors students’ accuracy and understanding as they have the Wordwall practice and answer the Kahoot questions on vocabulary and sentence patterns.</p> <p>Observes students’ participation, focus, and response speed during both activities.</p> <p>Identifies common errors or difficult items to address in the follow-up review once the iPads are closed.</p>

<p>III. Practice (Pair Practice)</p> <p>Students form pairs (A - waiter, B - customer).</p> <p>Each pair receives a menu card.</p> <p>Practice dialogue will be presented:</p> <p>A: What would you like to eat? / What would you like to drink?</p> <p>B: "I'd like _____."</p> <p>Switch roles after.</p> <p>Teacher walks around to assist.</p>	<p>10 mins.</p>	<p>Teacher listens for correct use of the sentence pattern and vocabulary.</p> <p>Checks whether both partners participate equally.</p> <p>Assesses fluency and the ability to respond without reading everything from the menu.</p>
<p>IV. Production</p> <p>Students receive a survey worksheet.</p> <p>Worksheet A for high achiever students and Worksheet B for low achiever students.</p> <p>Teacher models one example.</p> <p>Students stand and go around and ask classmates:</p> <p>"What would you like to eat?" / "What would you like to drink?"</p> <p>Students write answers in the worksheets.</p>	<p>14 mins</p>	<p>Teacher observes if students can use the target sentence independently.</p> <p>Checks survey sheets for correct spelling and complete answers.</p> <p>Evaluates student confidence and accuracy while interviewing classmates.</p>
<p>V. Generalization</p> <p>2–3 students share survey answers.</p> <p>Quick review of sentence patterns.</p> <p>Teacher gives stamps/stickers.</p> <p>End class politely.</p>	<p>3 mins</p>	<p>Teacher checks clarity and correctness of students' final spoken answers.</p> <p>Observes whether students can recall and use the sentence pattern correctly.</p> <p>Determines if lesson objectives were achieved and identifies areas to reinforce next time.</p>

WORKSHEETS:

WORKSHEET A

601 Number: _____ Name: _____

Survey Form

WORKSHEET A.

Directions:

Step 1: Ask 5 classmates using the sentence pattern:

- "What would you like to eat?"
- "What would you like to drink?"

Step 2: Then make the sentences as below:

Example:

Classmate's Name: Liam

1. He would like to eat a bowl of noodles.
2. He would like to drink two cups of bubble tea.

Classmate's Name 1: _____

1. _____ would like to eat _____.
2. _____ would like to drink _____.

Classmate's Name 2: _____

1. _____ would like to eat _____.
2. _____ would like to drink _____.

Classmate's Name 3: _____

1. _____ would like to eat _____.
2. _____ would like to drink _____.

Classmate's Name 4: _____

1. _____ would like to eat _____.
2. _____ would like to drink _____.

Classmate's Name 5: _____

1. _____ would like to eat _____.
2. _____ would like to drink _____.

Rubric

Level	Description	Stamps
A+ (Excellent)	The worksheet is complete and has no mistakes.	3 stamps
A (Good)	The worksheet is complete but has 1-2 mistakes.	2 stamps
B (OK)	The worksheet is complete, but there are more than 2 mistakes.	1 stamp
C (Needs Help)	The worksheet is not finished and has a lot of mistakes.	0 stamp

WORKSHEET B

601 Number: _____ Name: _____

Survey Form







WORKSHEET B.

Directions:

Step 1: Ask 3 classmates using the sentence pattern:

- "What would you like to eat?"
- "What would you like to drink?"
- Check your classmates' answers.







Example:

Classmate's Name	Eat			Drink		
						
	a piece of cake	a bowl of noodles	a box of cookies	a bottle of water	a glass of juice	a cup of tea
1. Hazel	✓				✓	

Step 2: Then make the sentences as below:







She would like to eat a piece of cake.

She would like to drink a glass of juice.

Classmate's Name 1	Eat			Drink		
						
	a piece of cake	a bowl of noodles	a box of cookies	a bottle of water	a glass of juice	a cup of tea







_____ would like to eat _____.

_____ would like to drink _____.

Classmate's Name 2	Eat			Drink		
						
	a piece of cake	a bowl of noodles	a box of cookies	a bottle of water	a glass of juice	a cup of tea

_____ would like to eat _____.

_____ would like to drink _____.

Classmate's Name 3	Eat			Drink		
						
	a piece of cake	a bowl of noodles	a box of cookies	a bottle of water	a glass of juice	a cup of tea

_____ would like to eat _____.

_____ would like to drink _____.

Rubric

Level	Description	Stamps
A+ (Excellent)	The worksheet is complete and has no mistakes.	3 stamps
A (Good)	The worksheet is complete but has 1-2 mistakes.	2 stamps
B (OK)	The worksheet is complete, but there are more than 2 mistakes.	1 stamp
C (Needs Help)	The worksheet is not finished and has a lot of mistakes.	0 stamp

Wordwall Link:

<https://wordwall.net/resource/103374308/g6-what-would-you-like-to-eat>















Kahoot Link:

<https://create.kahoot.it/share/g6-what-would-you-like-to-eat/dff13258-7220-4dcf-9be2-60263a9b5a64>



Pair Practice Menu and Script:

MENU		
Food:		
 <input type="checkbox"/> noodles X _____	 <input type="checkbox"/> cake X _____	 <input type="checkbox"/> pizza X _____
 <input type="checkbox"/> chips X _____	 <input type="checkbox"/> cookies X _____	 <input type="checkbox"/> salad X _____
Drinks:		
 <input type="checkbox"/> milk X _____	 <input type="checkbox"/> water X _____	 <input type="checkbox"/> coffee X _____
 <input type="checkbox"/> cola X _____	 <input type="checkbox"/> juice X _____	 <input type="checkbox"/> bubble tea X _____

Pair Practice	
A- Waiter B- Customer	
A:	Hi, good afternoon. Can I take your order?
B:	Sure.
A:	What would you like to eat?
B:	I'd like _____.
A:	What would you like to drink?
B:	I'd like _____.
A:	Anything else?
B:	No, thank you.
A:	Please wait a moment.
B:	Thank you.
A:	You're welcome.